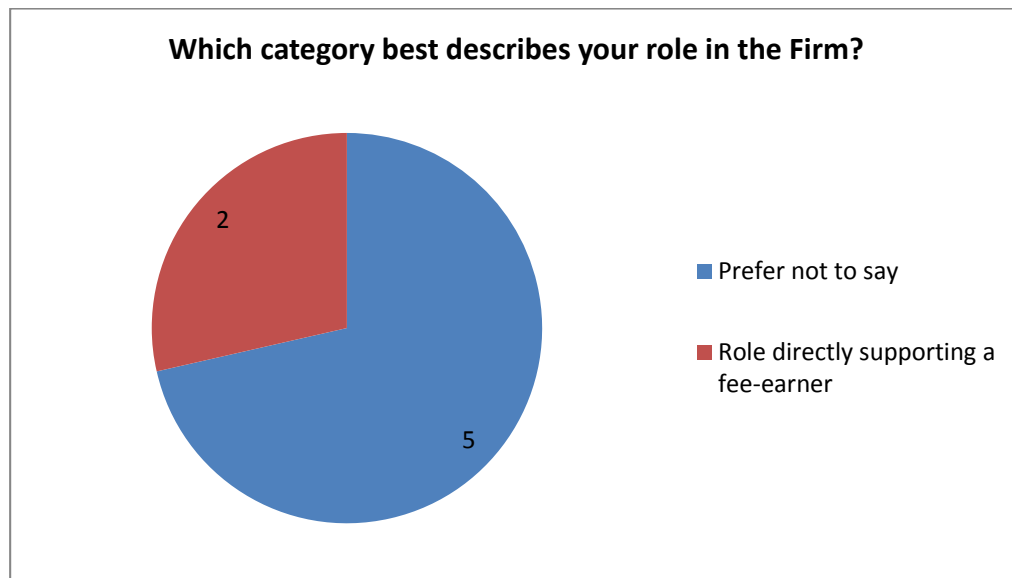


EQUALITY AND DIVERSITY MONITORING – REPORT 2013/14

30.43% of staff in the PI Department (incorporating Yorkshire’s Injury Lawyers and Godloves PI) replied to the voluntary, anonymous survey (No total 7 employees)

1. ROLE CATEGORY:

Reply Options	No of Replies	% of total responses
Prefer not to say	5	71.43
Role directly supporting a fee-earner	2	28.57

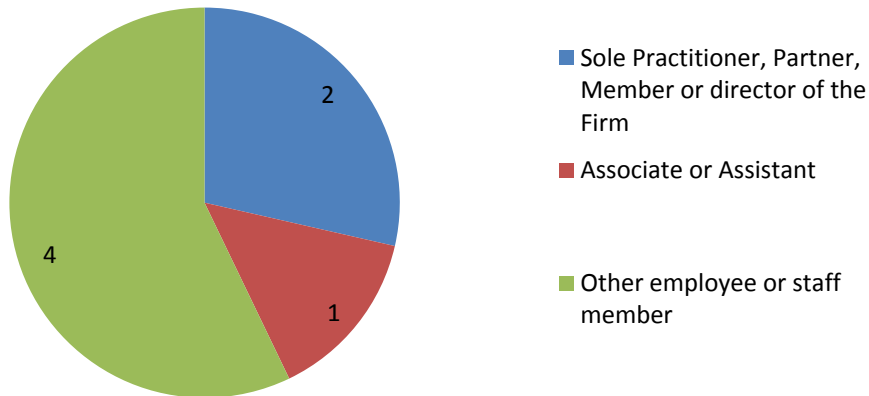


2. OWNERSHIP AND SUPERVISORY RESPONSIBILITIES IN THE FIRM:

2a. How would you describe your role in the Firm?

Reply Options	No of replies	% of total responses
Sole Practitioner, Partner, Member or director of the Firm	2	28.57
Associate or Assistant	1	14.29
Other employee or staff member	4	57.14

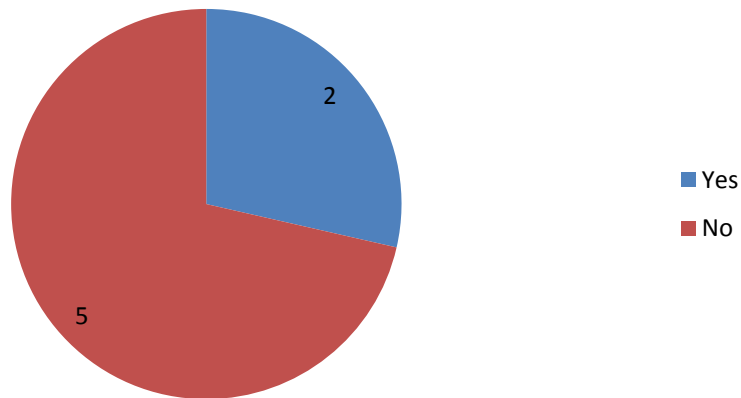
How would you describe your role in the Firm?



2b. Do you have a share in the ownership of your organisation (eg equity Partner, Shareholder)?

Reply Options	No of Replies	% of total responses
Yes	2	28.57
No	5	71.43

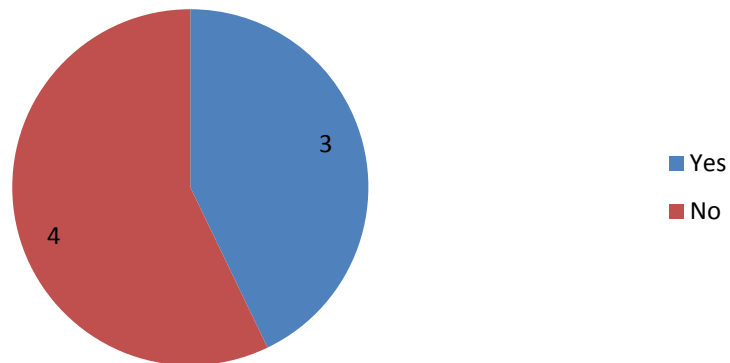
Do you have a share in the ownership of your organisation?



2c. Do you have responsibility for supervising or managing the work of lawyers or other employees?

Reply Options	No of Replies	% of total responses
Yes	3	42.86
No	4	57.14

Do you have responsibility for supervising or management the work of lawyers or other employees?

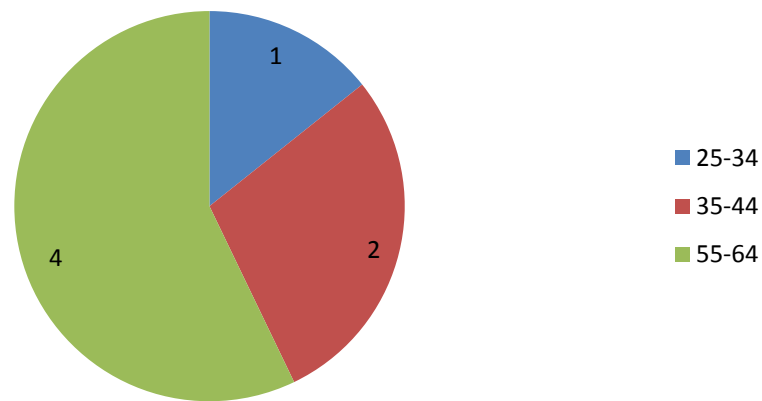


3. DIVERSITY QUESTIONS (UNDER THE EQUALITY ACT 2012)

3a. Indicate your current age in years:

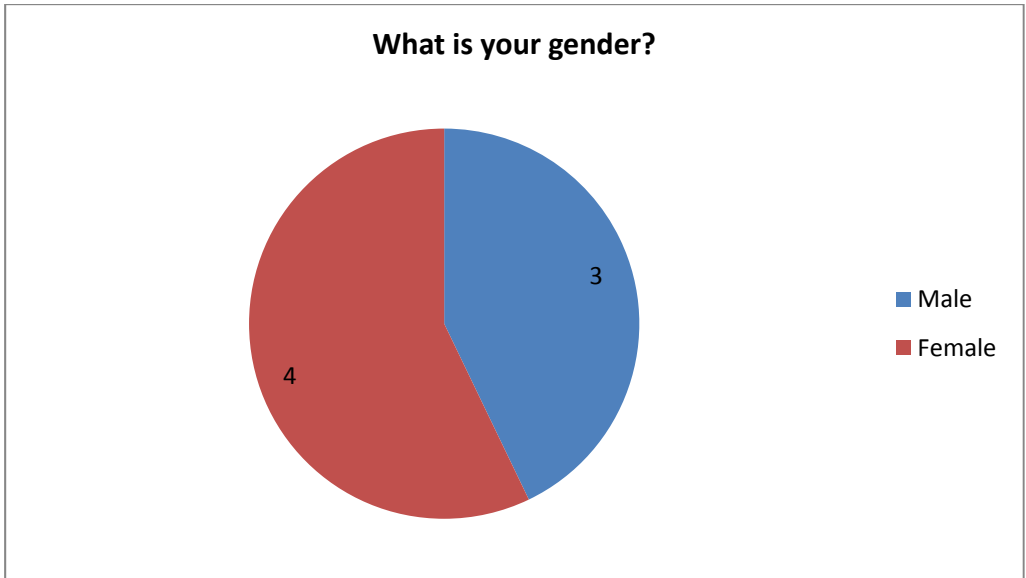
Reply Options	No of replies	% of total responses
25-34	1	14.29
35-44	2	28.57
55-64	4	57.14

Indicate your current age in years



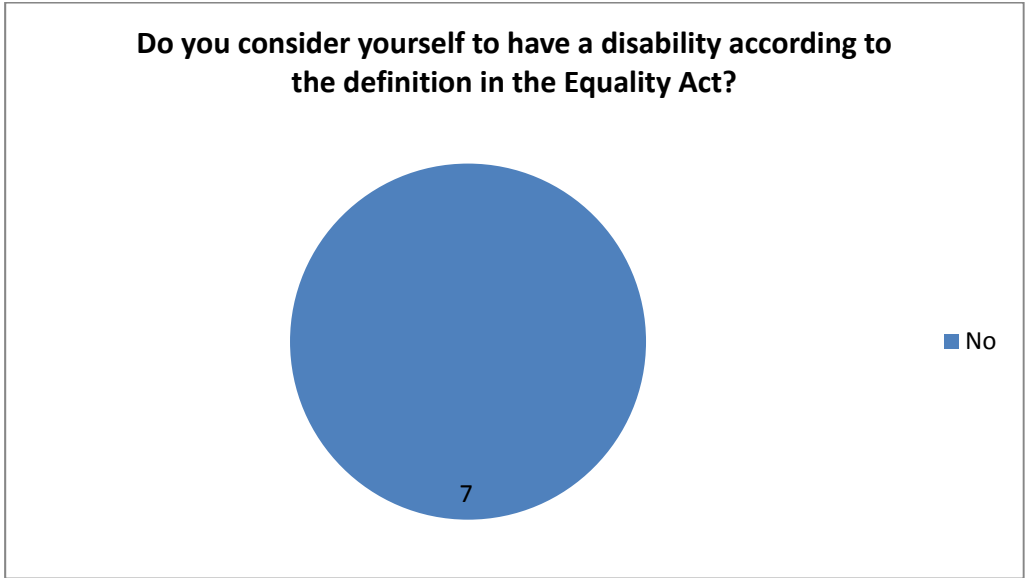
3b. What is your gender?

Reply Options	No of replies	% of total responses
Male	3	42.86
Female	4	57.14



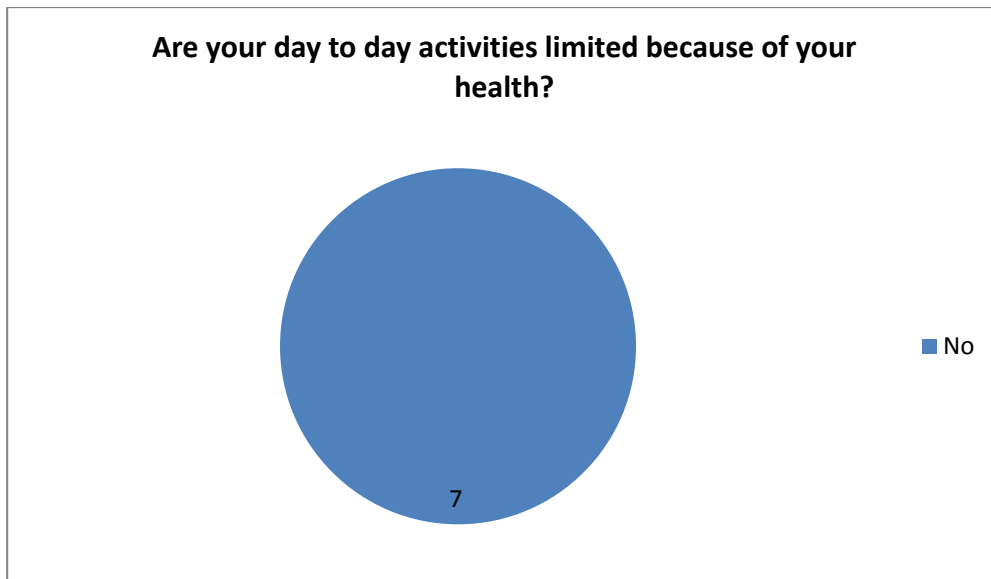
3c. Do you consider yourself to have a disability according to the definition in the Equality Act?

Reply Options	No of replies	% of total responses
No	7	100



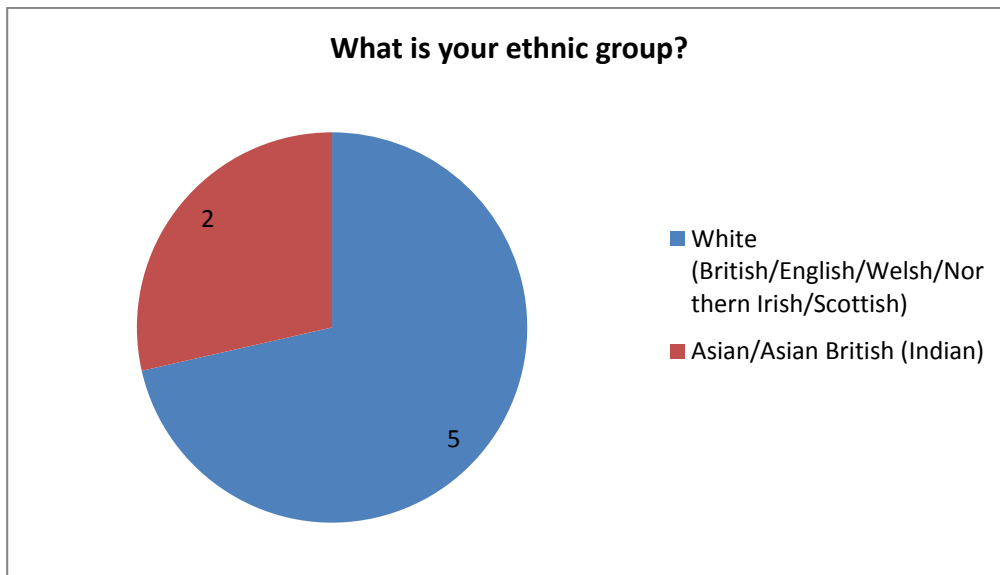
3d. Are your day-to-day activities limited because of a health problem or disability which has lasted, or is expected to last, at least 12 months?

Reply options	No of replies	% of total responses
No	7	100



3e. What is your ethnic group?

Reply options	No of replies	% of total responses
White (British/English/Welsh/Northern Irish/Scottish)	5	71.43
Asian/Asian British (Indian)	2	28.57

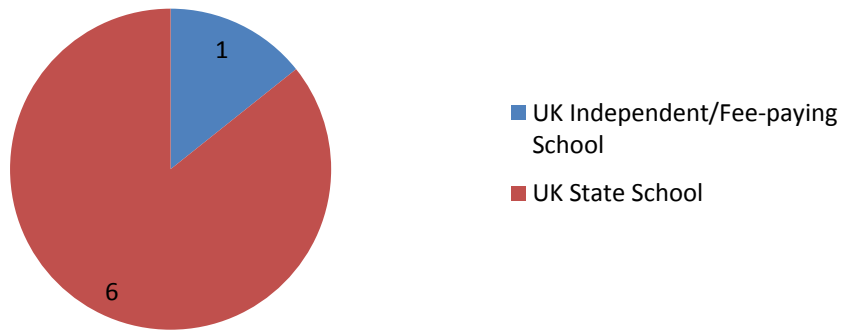


4. SOCIO-ECONOMIC BACKGROUND (EDUCATION) AND CARING RESPONSIBILITIES

4a. Did you mainly attend a state or fee paying school between the ages of 11-18?

Reply options	No of replies	% of total responses
UK Independent/Fee-paying School	1	14.29
UK State School	6	85.71

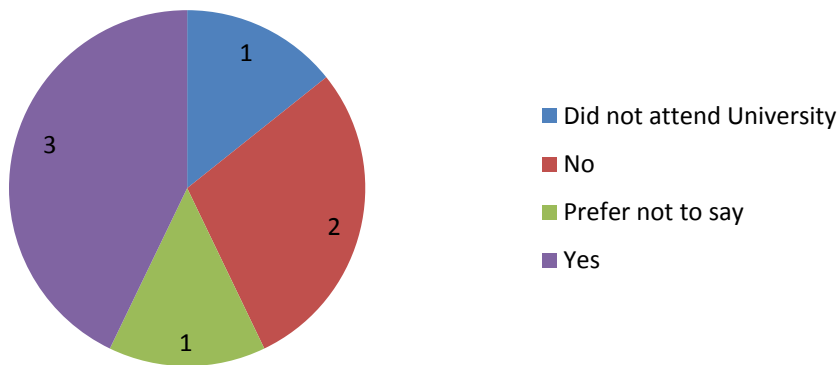
Did you mainly attend a state or fee paying school between the ages of 11-18?



4b. If you went to University, were you part of the first generation of your family to do so?

Reply options	No of replies	% of total responses
Did not attend University	1	14.29
No	2	28.57
Prefer not to say	1	14.29
Yes	3	42.86

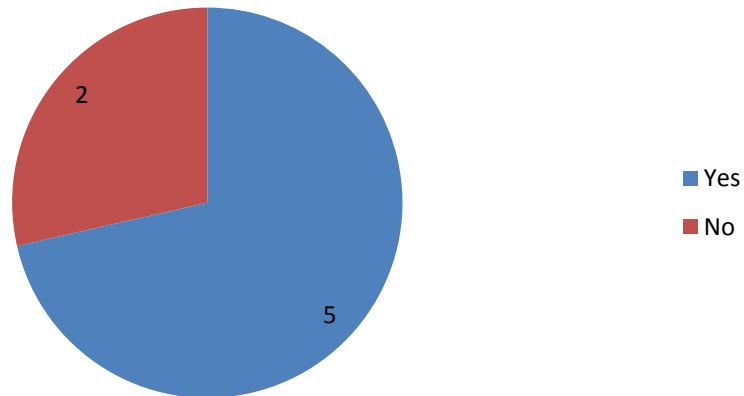
If you went to university, were you part of the first generation of your family to do so?



4c. Are you a primary carer for a child or children under 18?

Reply Options	No of replies	% of total responses
Yes	5	71.43
No	2	28.57

Are you a primary carer for a child or children under 18?



4d. Do you look after, or give any help or support to family members, friends or neighbours or others because of either long-term physical mental ill-health/disability or problems related to old age?

Reply options	No of replies	% of total responses
Yes, 1-19 hours per week	2	28.57
No	4	57.14
Yes, 50 or more hours per week	1	14.29

Do you look after, or give help to support family members, friends or neighbours?

